



DES MOINES AREA MPO

Executive Committee Meeting

April 10, 2024



APPROVAL OF AGENDA

April 10, 2024, Agenda

1. Call to Order
2. VOTE: Approval of Agenda
3. VOTE: Approval of Meeting Minutes
4. CONSENT and VOTE: Contracts and Expenses
5. CONSENT and VOTE: Approval of the Financial Statement
6. PRESENTATION and VOTE: StreetLight Data
7. REPORT and VOTE: Additional 2 The Top Contract Services
8. REPORT and VOTE: FY 2024 Work Program and Budget Amendment #2
9. REPORT and VOTE: Employment, Housing Unit, and Population Projections
10. REPORT and VOTE: Federal Funding Recommendations
11. REPORT and VOTE: West Des Moines Request to Transfer STBG Funding
12. REPORT and VOTE: DC List and Sponsorship
13. Other Non-Action Items of Interest to the Committee
14. Next Meeting Date – May 15, 2024
15. Adjournment

APPROVAL OF MEETING MINUTES

CONTRACTS AND EXPENSES

Contracts & Expenses

VENDOR	PURPOSE	NOTES/INFORMATION	AMOUNT REQUESTED
Granicus	GovDelivery	Agenda-distribution software. Funds included in FY 2024 budget	\$6,420

FINANCIAL STATEMENT

STREETLIGHT DATA

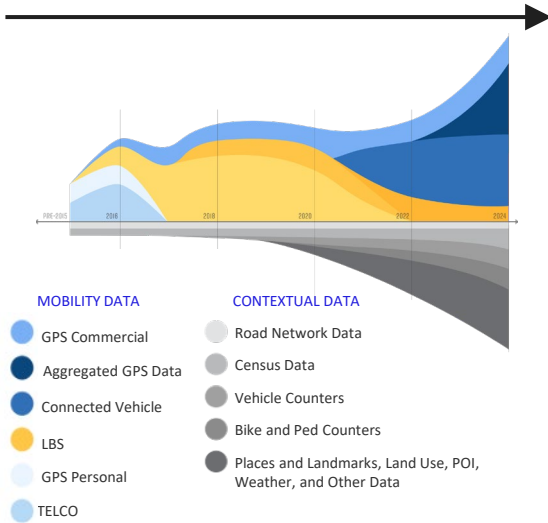
StreetLight Data



- In December, the Transportation Technical Committee heard presentations from two vendors of transportation analytics data.
- Staff subsequently surveyed committee representatives.
 - Preference for StreetLight
- Proposed subscription: \$79,000 annually
 - Vehicles and Freight modules
 - Regional subscription w/access for MPO members
- In draft FY 2025 budget; recommend starting now to use on current projects
 - Recommended by Transportation Technical Committee.
 - Exec and Policy approved in March but wanted to review final agreement
- StreetLight representative available to answer question and provide more info.

How it Works: StreetLight provides users with 24/7 access to transportation analytics across North America

Inputs: Connected device data

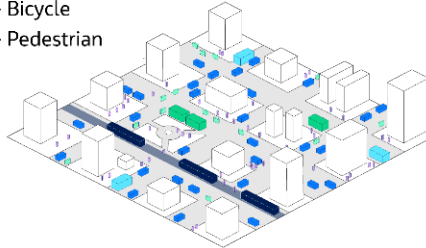


Every month, we ingest, index and process vast amounts of data to develop a view into North America's network of roads, bike lanes and sidewalks.

Processing: Machine Learning + Algorithmic Processing

MODES:

- Car
- Truck
- Bus
- Rail
- Bicycle
- Pedestrian



Our proprietary data processing engine Route Science® transforms them into contextualized, normalized, aggregated, multimodal travel patterns.

Output: StreetLight InSight® Metrics



StreetLight InSight® lets you analyze how vehicles, bicycles, pedestrians, trucks, and bus and rail passengers move across virtually every road and Census Block.

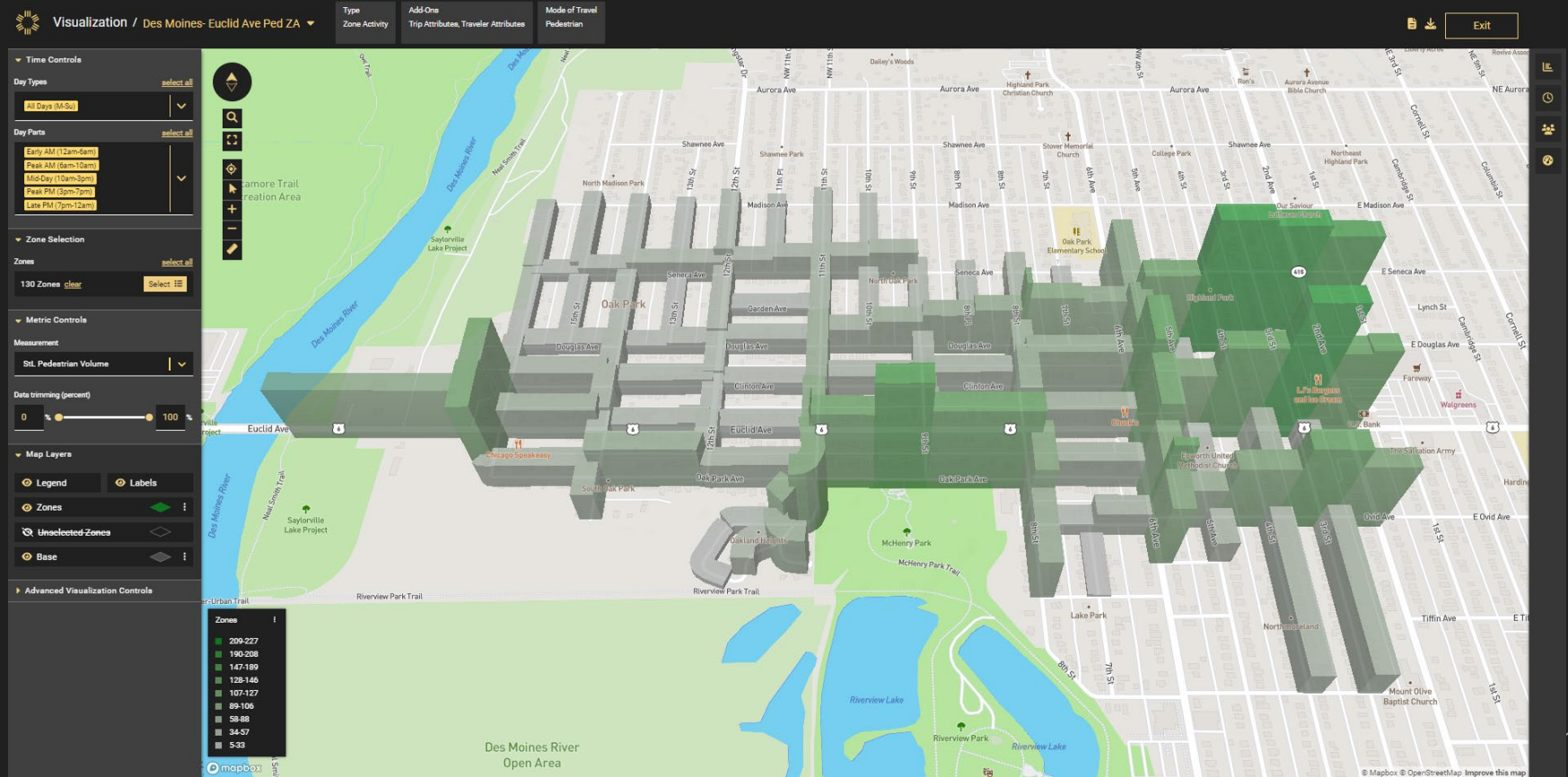
StreetLight: Data Privacy Framework/Privacy by Design

Privacy by Design is a core principle at StreetLight Data and has been since our inception in 2011. Our analytics only describe the movement of groups of people – not the movement of individuals.

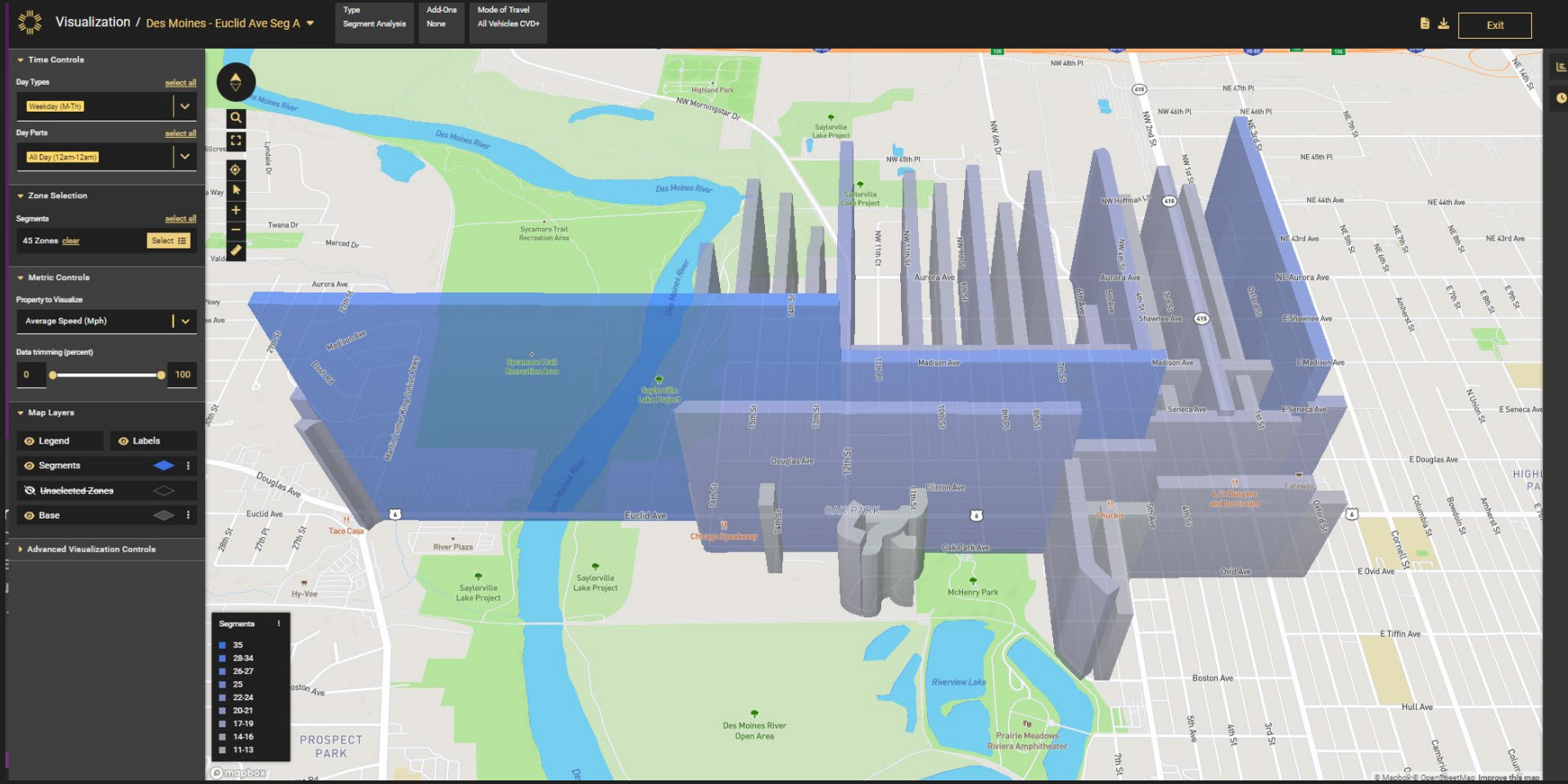
2. The resulting output is provided as metrics about aggregated composite groups; for example, “half of the group of people who travel to this location live 10 miles away or more.”
3. Every analysis in the StreetLight InSight® platform goes through an automated coverage and privacy check to ensure sufficient source material penetration and aggregation by factors such as time, space, and land use.



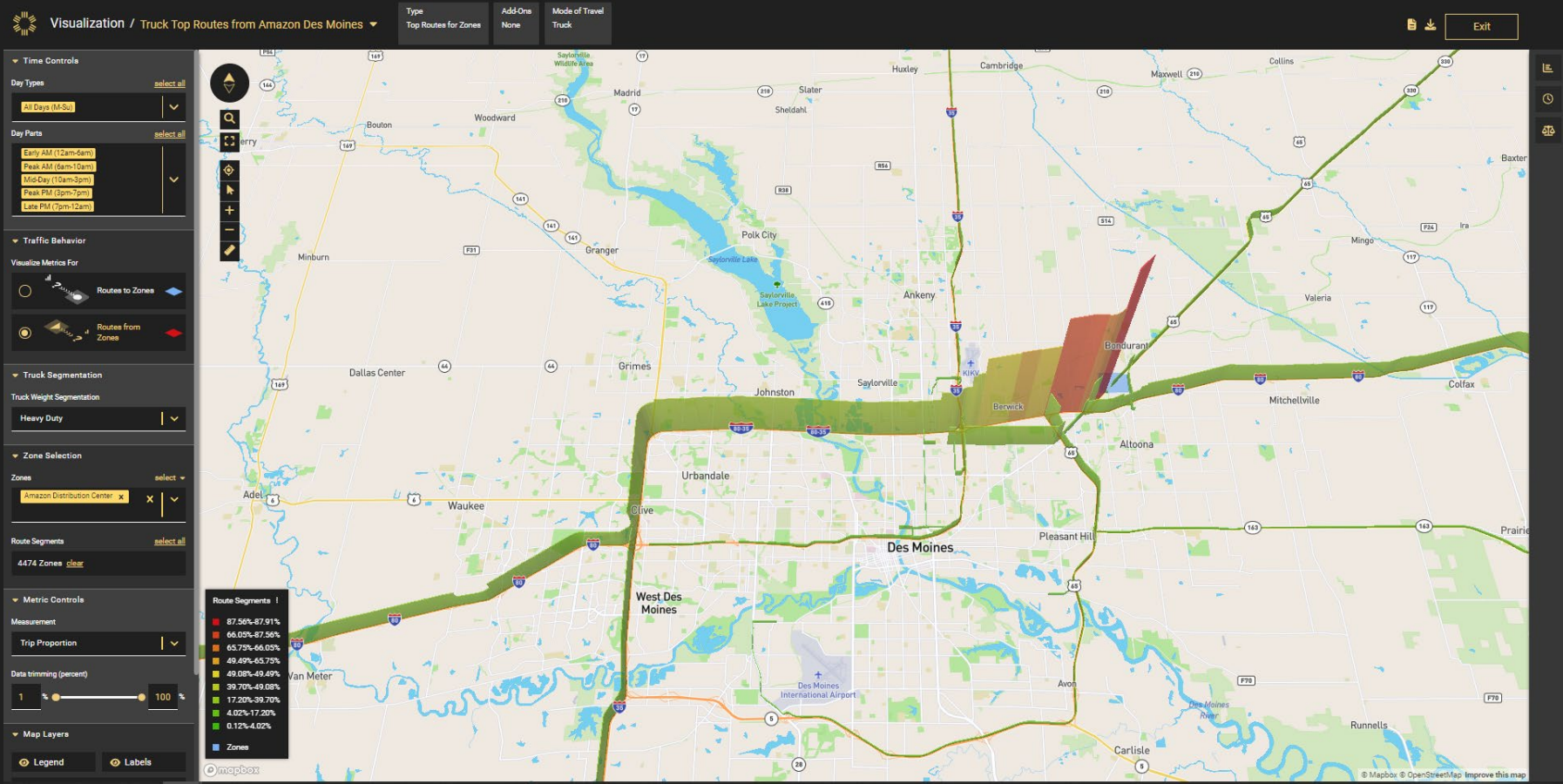
StreetLight Insight In-App Example: Pedestrian Volume Distribution along Euclid Avenue, Des Moines



StreetLight Insight In-App Example: Segment Speed Distribution along Euclide Avenue, Des Moines



Streetlight Insight In-App Example: Truck Top Routes from Amazon Distribution Center, Des Moines



ADDITIONAL 2 THE TOP CONTRACT SERVICES

2 THE TOP CONTRACT SERVICES

- The Policy Committee in 2023 voted to enter contract with 2 The Top to manage the process of hiring a new MPO Executive Director.
 - The contract also included work to update MPO staff salary analysis.
- Based on feedback from Policy representatives, two additional work activities have been identified:
 - Human Capital Plan
 - Governance Assessment
- Budget implication:
 - \$13,450 for both work activities
 - UPWP and budget amendment required (next item)

FY 2024 WORK PROGRAM AND BUDGET AMENDMENT #2

UPWP and Budget Amendment #2



MPO staff proposes an amendment to the FY 2024 UPWP and budget. The purpose of the amendment is to address three items:

- Adjust the budgeted revenues due to early termination of contracts with Central Iowa Regional Transportation Planning Alliance (CIRTPA) and the Mid-Iowa Planning Alliance (MIPA)
- Adjust staff expenses to more accurately reflect staffing levels thus far through FY 2024.
- Add new expenditures (StreetLight Data and 2 The Top consultant services); approval of the budget amendment is required before the MPO can expend any federal funds on these new projects.

FY 2024 Budget Amendment #2 Summary

Costs	Current	Proposed	Change
Salaries	\$855,780	\$656,194	-\$199,586
Wages	\$28,800	\$19,200	-\$9,600
Fringe Benefits	\$735,651	\$556,937	-\$178,714
Indirect Costs	\$267,500	\$267,500	\$0
Other Direct Costs	\$1,682,503	\$1,775,003	\$92,500
Former ED Severance	\$258,526	\$258,526	\$0
Total	\$3,828,760	\$3,533,360	-\$295,400
Revenues	Current	Proposed	Change
US DOT	\$2,023,002	\$2,023,002	\$0
Local Assessments	\$582,921	\$582,921	\$0
Reserve Funds	\$697,526	\$697,526	\$0
<i>for Purple Heart Highway Study</i>	<i>\$251,000</i>	<i>\$251,000</i>	<i>\$0</i>
<i>for SS4A Grant Match</i>	<i>\$188,000</i>	<i>\$188,000</i>	<i>\$0</i>
<i>for Former ED Severance</i>	<i>\$258,526</i>	<i>\$258,526</i>	<i>\$0</i>
Iowa DOT for SS4A Match	\$12,000	\$12,000	\$0
CIRTPA Contract	\$127,452	\$67,803	-\$59,650
MIPA Contract	\$318,550	\$236,199	-\$82,350
Total	\$3,761,451	\$3,619,451	-\$142,000
End of FY Balance	Current	Proposed	Change
Revenues Minus Costs	-\$67,309	\$86,091	\$153,400

***MOBILIZING TOMORROW:* EMPLOYMENT,
HOUSING UNIT, AND POPULATION PROJECTIONS**

Employment, Housing Unit, and Population Projections

- What are the projections used for:
 - MPO uses Employment and Housing Unit projections to develop the growth scenario that feeds into the Travel Demand Model (TDM)
 - Population is not one of the model inputs
 - The MPO is required to update the TDM as part of the development of the LRTP
 - LRTP updated every 5 years

Employment, Housing Unit, and Population Projections

- Used same methodology as the last plan update with updated census data
- Projected increases over the plan period:
 - 140,121 jobs
 - 100,919 housing units
 - 239,895 in population

Employment Projections

Jurisdiction	Base Year Employment	2020 Adjustment	2030	2035	2040	2045	2050	Total Growth
Altoona	11,296	15,569	16,340	16,988	17,548	18,031	18,464	2,895
Ankeny	30,749	42,381	44,478	46,242	47,767	49,083	50,261	7,879
Bondurant	4,387	6,046	6,345	6,597	6,815	7,002	7,170	1,124
Carlisle	1,505	2,074	2,218	2,360	2,503	2,648	2,797	723
Clive	12,821	17,672	19,563	21,421	23,275	25,118	26,970	9,298
Des Moines	130,346	179,658	188,545	196,025	202,490	208,065	213,059	33,401
Grimes	9,249	12,749	14,113	15,453	16,791	18,121	19,457	6,708
Johnston	12,638	17,420	18,281	19,007	19,634	20,174	20,658	3,239
Mitchellville	621	856	898	934	964	991	1,015	159
Norwalk	2,544	3,507	3,751	3,991	4,233	4,478	4,730	1,223
Pleasant Hill	3,394	4,678	4,909	5,104	5,272	5,418	5,548	870
Polk City	740	1,021	1,071	1,113	1,150	1,182	1,210	190
Urbandale	25,748	35,490	39,287	43,019	46,742	50,444	54,163	18,673
Waukee	5,650	7,788	9,069	10,432	11,894	13,450	15,111	7,323
West Des Moines	53,269	73,422	81,278	88,999	96,701	104,359	112,053	38,631
Windsor Heights	2,643	3,642	3,823	3,974	4,105	4,218	4,320	677
Dallas County	1,158	1,596	1,858	2,138	2,437	2,756	3,096	1,501
Polk County	21,049	29,013	30,448	31,656	32,700	33,600	34,407	5,394
Madison County	2	3	3	4	4	4	4	1
Warren County	446	614	657	699	742	784	829	214

Housing Unit Projections

JURISDICTION	Base Year	2030	2035	2040	2045	2050	Total Growth
ALTOONA	8,448	10,265	11,779	13,098	13,636	14,174	5,726
ANKENY	30,797	39,292	42,483	45,428	47,389	49,350	18,553
BONDURANT	2,738	3,676	3,960	4,222	4,396	4,571	1,833
CARLISLE	1,753	1,862	1,952	2,047	2,159	2,271	518
CLIVE	7,093	7,940	8,646	9,301	9,752	10,204	3,111
DES MOINES	97,524	100,789	103,511	106,232	108,953	111,674	14,150
GRIMES	7,095	9,304	10,039	10,718	11,170	11,622	4,527
JOHNSTON	9,887	12,800	13,824	14,770	15,399	16,029	6,142
MITCHELLVILLE	979	994	1,007	1,020	1,032	1,045	66
NORWALK	5,594	6,758	7,337	7,872	8,228	8,585	2,991
PLEASANT HILL	4,208	5,097	5,533	5,936	6,204	6,472	2,264
POLK CITY	2,133	2,653	2,874	3,078	3,214	3,349	1,216
URBANDALE	18,342	20,746	22,646	24,400	25,569	26,737	8,395
WAUKEE	10,866	15,469	16,594	17,634	18,326	19,018	8,152
WEST DES MOINES	33,234	37,587	41,031	44,209	46,325	48,442	15,208
WINDSOR HEIGHTS	2,332	2,362	2,387	2,413	2,438	2,463	131
DALLAS COUNTY	2,503	2,814	3,074	3,313	3,472	3,632	1,129
MADISON COUNTY	474	533	582	627	658	688	214
POLK COUNTY	11,246	12,644	13,809	14,885	15,601	16,317	5,071
WARREN COUNTY	3,379	3,799	4,149	4,472	4,688	4,903	1,524
TOTAL	260,625	297,385	317,218	335,672	348,608	361,544	100,919

Population Projections

	Base Year	2025	2030	2035	2040	2045	2050
ALTOONA	21,551	22,324	26,186	30,048	33,413	34,785	36,158
ANKENY	75,059	78,889	95,763	103,540	110,717	115,498	120,278
BONDURANT	7,816	8,319	10,494	11,304	12,051	12,549	13,047
CARLISLE	4,389	4,434	4,661	4,888	5,125	5,405	5,684
CLIVE	17,691	18,043	19,803	21,564	23,197	24,324	25,451
DES MOINES	221,966	223,204	229,398	235,591	241,785	247,978	254,171
GRIMES	17,427	18,440	22,853	24,659	26,325	27,435	28,545
JOHNSTON	23,441	24,725	30,346	32,775	35,016	36,509	38,002
MITCHELLVILLE	2,516	2,523	2,555	2,588	2,621	2,653	2,686
NORWALK	13,740	14,255	16,598	18,022	19,336	20,211	21,086
PLEASANT HILL	10,655	11,061	12,907	14,011	15,030	15,708	16,387
POLK CITY	5,785	6,043	7,195	7,794	8,348	8,716	9,085
URBANDALE	46,269	47,290	52,333	57,127	61,552	64,499	67,445
WAUKEE	25,968	28,060	36,967	39,658	42,141	43,795	45,449
WEST DES MOINES	69,022	70,545	78,064	85,215	91,815	96,211	100,607
WINDSOR HEIGHTS	5,374	5,386	5,444	5,502	5,560	5,618	5,676
DALLAS COUNTY	6,005	6,130	6,752	7,374	7,949	8,331	8,714
MADISON COUNTY	1,146	1,170	1,289	1,408	1,517	1,590	1,663
POLK COUNTY	26,236	26,780	29,498	32,216	34,725	36,396	38,067
WARREN COUNTY	8,199	8,406	9,259	10,113	10,900	11,425	11,949
TOTAL	610,254	626,024	698,365	745,395	789,122	819,636	850,150

Employment, Housing Unit, and Population Projections

- What is the TDM/growth scenario is used for:
 - Tool to assist with regional transportation planning decisions
 - Helps set a baseline for studies and IJR to be used along with other land use/growth scenarios
- What is the TDM/Growth Scenario is NOT used for:
 - Allocation of STBG or other federal funding programs
 - Determine what projects are built by communities
 - Determine how much a community grows in the future

Employment, Housing Unit, and Population Projections

Growth Scenario Development

- Staff presented draft employment, housing unit, and population projections at the February Technical Committee meeting
- Presented item as optional vote and the Committee determined that they wanted some additional time to review
- Staff requested comments back by the end of February

Employment, Housing Unit, and Population Projections

- Staff received comments from the following communities:
 - Bondurant, Norwalk, Pleasant Hill, and Waukee
- Concerns shared were similar in nature focusing on population projections being low compared to the community's comprehensive plans
- Other regional organizations using MPO projections
- Reason for differences:
 - MPO uses a control total
 - Different methodologies between comp plans and LRTP

Employment, Housing Unit, and Population Projections

Control Total

- Staff also reached out to the Iowa DOT and FHWA regarding the use of regional control totals
- The Iowa DOT recommend that the MPO continue to use an outside source to develop a control total

Employment, Housing Unit, and Population Projections

- Staff uses Woods and Poole for the independent source – same source used by State Data Center
- Woods and Poole has the 4-county region projected population at 855,600 by 2050 (Dallas, Polk, Madison, Warren)
- The MPO projections have the projected population for just the MPO members at 850,150

Employment, Housing Unit, and Population Projections

- The challenge MPO staff are facing is that to address the comments received, we would have to move away from using a regional control total
- This would go against the recommendation of the Iowa DOT
- Staff presented several options to the Technical Committee at their March meeting
- After a lengthy discussion, the committee voted to approved the numbers as presented in February and continue to use the Iowa DOT recommended control total with one “no” vote from Pleasant Hill

Employment, Housing Unit, and Population Projections

- Technical Committee recommendation is to approve the projections as presented in the attached document
- Next steps:
 - Send each member government their growth totals to allocated within their community
 - Combine each members allocated growth into the regional growth scenario and feed that into the Transportation Demand Model

FEDERAL FUNDING RECOMMENDATION

FFY 2028 STBG Program Funding Recommendation

- Targets for FFY 2028 STBG/Set-Aside (TAP) were received in late February:
 - STBG Target - \$17,138,000
 - TAP Target - \$3,432,000
- FFY 2028 STBG/Set-Aside (TAP) applicants presented projects to the Funding Subcommittee on March 20, 2024
- The Funding Subcommittee met on April 3, 2024, and developed their recommendation for awarding federal funding

FFY 2028 STBG Program Funding Recommendation

- The Funding Subcommittee also considered two other sources of federal funds in addition to the FFY 2028 STBG and Set-Aside (TAP) funding
 - FFY 2023 Excess STBG Funding - \$1,379,458
 - FFY 2023-2028 Carbon Reduction Program Funding - \$9.1 million

FFY 2028 STBG Program Funding Recommendation

- The Funding Subcommittee had an in-depth conversation about these funding sources at their April 3rd meeting
- They discussed looking at the available funding holistically to produce a balanced recommendation

FFY 2028 STBG Program Funding Recommendation

- The Funding Subcommittee's recommendation is to:
 - Award FFY STBG and TAP funding as outline in the attached documents
 - Award FFY 2023 Excess funding to make the two Polk County projects that are moving into the MPO whole and roll the remaining excess into next year's excess allocation
 - Award \$3 million in CRP funding to DART to address immediate operational needs and begin developing a process for other member governments to access the remaining CRP funding

FFY 2028 STBG Program Funding Recommendation

- FFY 2028 STBG Funding Recommendation
 - Ankeny - NE 18th Street Bridge Over Interstate 35 - \$250,000
 - Altoona - Adventureland Drive NW PCC Pavement Reconstruction - \$700,000
 - Bondurant - Grant Street South Realignment - \$500,000
 - Clive - NE Alice's Road - Phase 3 - \$500,000
 - Des Moines - East Army Post Improvements - \$2,600,000
 - Johnston - IA 141 and Towner Dr Interchange - \$1,900,000
 - Urbandale - 128th Street Preservation - \$1,000,000
 - West Des Moines - Ashworth Road Reconstruction and Reconfiguration - \$1,850,000
 - Windsor Heights - 73rd Street Reconstruction – Phase 2 - \$700,000

FFY 2028 STBG Program Funding Recommendation

- FFY 2028 STBG Funding Recommendation (continued)
 - Des Moines - Intelligent Transportation Systems Upgrade - Phase 8 - \$1,000,000
 - Polk County - Bridge replacement on Skunk River - \$700,000
 - DART - DART Bus Replacements and BCycle Station Replacement - \$1,750,000
 - Altoona - Eastern Polk County I-80 Interchange Study - \$250,000
 - Urbandale - Hickman Trail Construction - \$400,000
 - MPO – Operations - \$98,000
 - MPO – Pavement Data Collection - \$340,000

FFY 2028 STBG Program Funding Recommendation

- FFY 2028 Set-Aside (TAP) Funding Recommendation
 - Ankeny - Oralabor Gateway Trail at Ankeny Blvd - Grade Separation - \$1,280,000
 - Bondurant - Grant Street South Realignment - \$500,000
 - Des Moines - 6th Avenue Improvements - \$452,000
 - Des Moines - Central Place Levee Trail - Phase 2 - \$500,000
 - Polk County - High Trestle Trail Connection through Polk City - \$700,000

FFY 2028 STBG Program Funding Recommendation

- FFY 2023 Excess STBG Funding
 - Polk County – SE 6th Ave Overlay - \$460,000
 - Polk County - NE 112th Street Overlay - \$500,000
- Carbon Reduction Program Funding
 - DART – Bus Replacements - \$3,000,000

WEST DES MOINES REQUEST TO TRANSFER STBG FUNDING

West Des Moines Request to Transfer STBG Funding

- West Des Moines awarded \$1.15 million in STBG funding for Mills Civic Parkway project in FFY 2026 funding cycle
- This project is currently programmed in FFY 2025
- West Des Moines has requested to transfer these funds to their Ashworth Road project which has received \$1.5 million in STBG funding
- The Funding Subcommittee recommended approval at their April 3, 2024 meeting

DC LIST AND SPONSORSHIP

DMDC 2024 – DC List

- DC List has been developed in coordination with TTC
 - Featuring projects seeking federal funding and policy priorities.
 - List submitted to Partnership to meet its deadline
 - Option to update list as needed
 - Asking for approval.

DMDC 2024 – Sponsorship

- The MPO has been a sponsor of the trip for several years.
 - Remarks during a lunch, handouts, plus branding on programming
- Policy recently opted for MPO to cease being an “investor” in the Greater Des Moines Partnership.
- Partnership gives investors priority for sponsorships but offered MPO wo options:
 - \$1,500 to be investor, \$3,500 for DMDC sponsorship
 - \$5,000 for non-investor sponsorship

DMDC 2024 – MPO activities

- Future 435 is a featured priority of the Partnerships, meaning a dedicated policy team will be formed. Meetings include:
 - Transportation staff for congressional offices
 - US DOT staff
- Sponsor remarks (subject to approval)
 - Focus on Comprehensive Safety Action Plan
 - Call to action: public engagement for planning process
- Featured priorities presentation for congressional staff members.

OTHER ITEMS OF INTEREST

You're Invited: Commercial Real Estate Breakfast

- MPO sponsors the Commercial Real Estate Breakfast put on by the Des Moines Business Record.
- We have table of 10 as part of sponsorship. Please let us know if you would like to attend.
 - Thursday, April 25
7 – 9 a.m. (program starts at 7:30 a.m.)
Downtown Hilton
- Sponsorship will be leveraged to encourage public engagement for Comprehensive Safety Action Plan.

April 10, 2024, Agenda



1. Call to Order
2. VOTE: Approval of Agenda
3. VOTE: Approval of Meeting Minutes
4. CONSENT and VOTE: Contracts and Expenses
5. CONSENT and VOTE: Approval of the Financial Statement
6. PRESENTATION and VOTE: StreetLight Data
7. REPORT and VOTE: Additional 2 The Top Contract Services
8. REPORT and VOTE: FY 2024 Work Program and Budget Amendment #2
9. REPORT and VOTE: Employment, Housing Unit, and Population Projections
10. REPORT and VOTE: Federal Funding Recommendations
11. REPORT and VOTE: West Des Moines Request to Transfer STBG Funding
12. REPORT and VOTE: DC List and Sponsorship
13. Other Non-Action Items of Interest to the Committee
14. Next Meeting Date – May 15, 2024
15. Adjournment